



JDV
CONTROL
VALVES

JBT/JBTM系列

固定轴软密封/金属密封球阀

Trunnion Type **Soft Metal** Seat Ball Valve





JDV
CONTROL
VALVES

JBT / JBTM Series

Trunnion Type **Soft Metal** Seat Ball Valve

固定轴软密封/金属密封球阀

全通径三片式法兰连接球阀

ANSI 150/300/600LB

产品特点

1. 阀球固定能够保证球阀运行平稳，减小操作扭矩。
2. 双关双断设计保证球阀完全开启和完全关闭。
3. 根据不同情况可选择软密封阀座或金属阀座。
4. 阀体自动泄压。
5. 防火设计。
6. 防飞出中轴。
7. 防静电装置。
8. 挂锁装置。
9. ISO 5211 安装平台设计。
10. 齿轮装置/执行机构（选配）。



API 607 4th

设计规范:

阀体材质: 标准配置为WCB, CF8, CF8M
可根据客户要求提供其他特殊材质

公称直径: 2" -24" (DN50-DN600)

压力标准: ANSI 150 / 300 / 600LB

连接方式: 凸面法兰, 环接面法兰, 对焊连接

温度范围: -196°C-500°C

法兰面间尺寸: ANSI B16.10

法兰尺寸: ANSI B16.5

阀体压力测试标准: ANSI B16.34 API 598

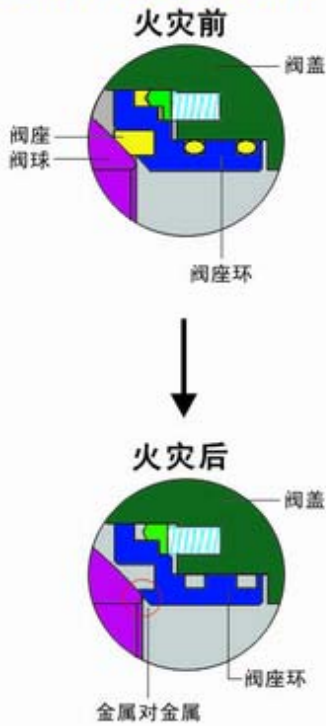
阀座泄漏标准(软密封): ANSI B16.34 API598 CLASS VI
(金属密封): ANSI 16.104/FCI70-2 CLASS V

铸造标准: SS-SP-25 MSS-SP-55

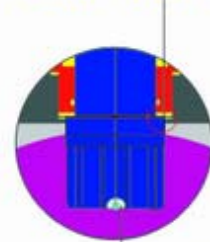
防火测试: API607 4TH EDITION

设计&结构

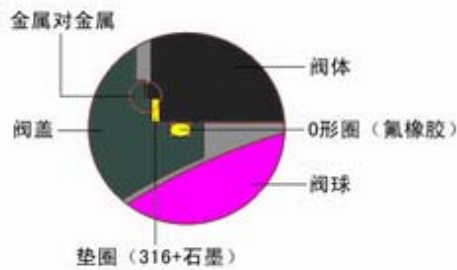
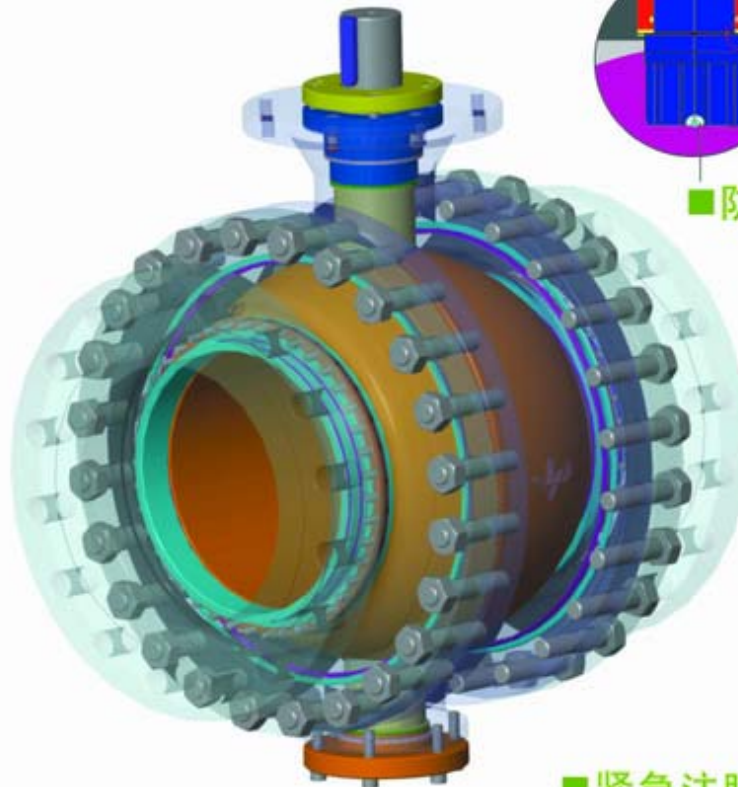
■ 防火安全设计



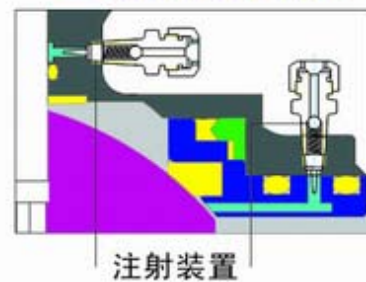
■ 防飞出中轴



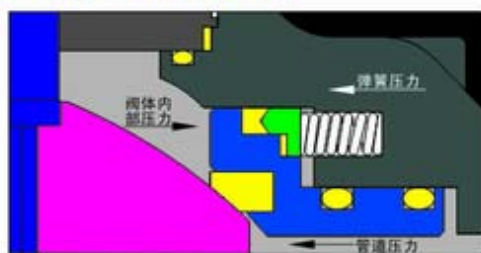
■ 防静电装置



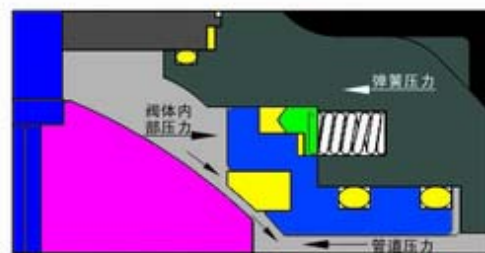
■ 紧急注胶装置



■ 阀腔自动泄压



泄压前

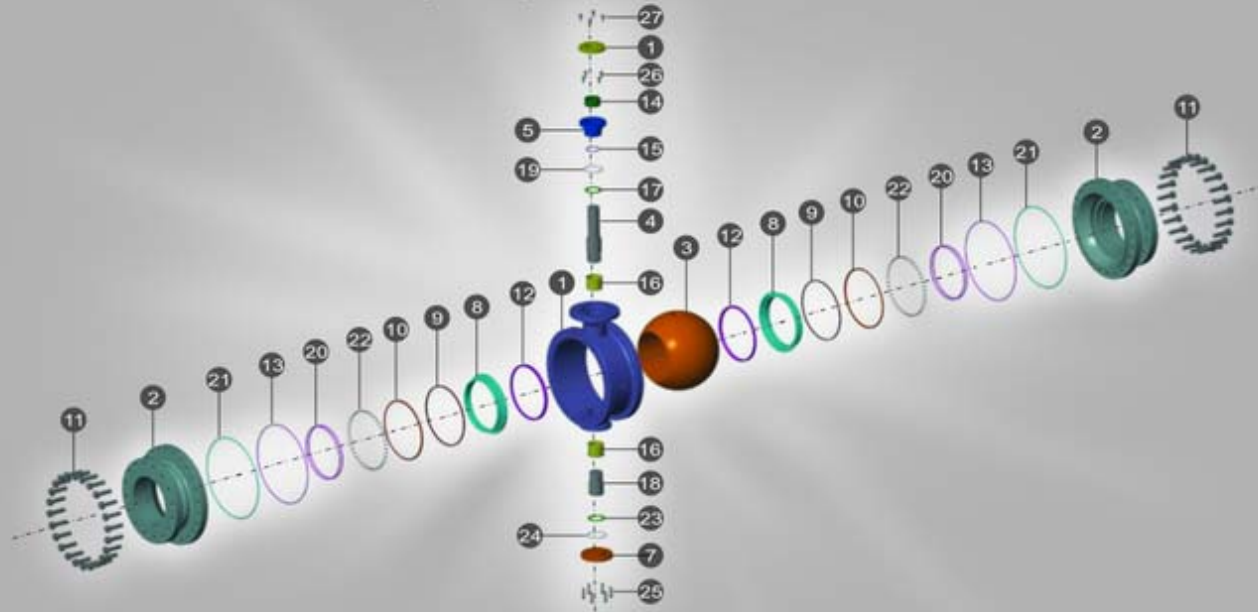


泄压后



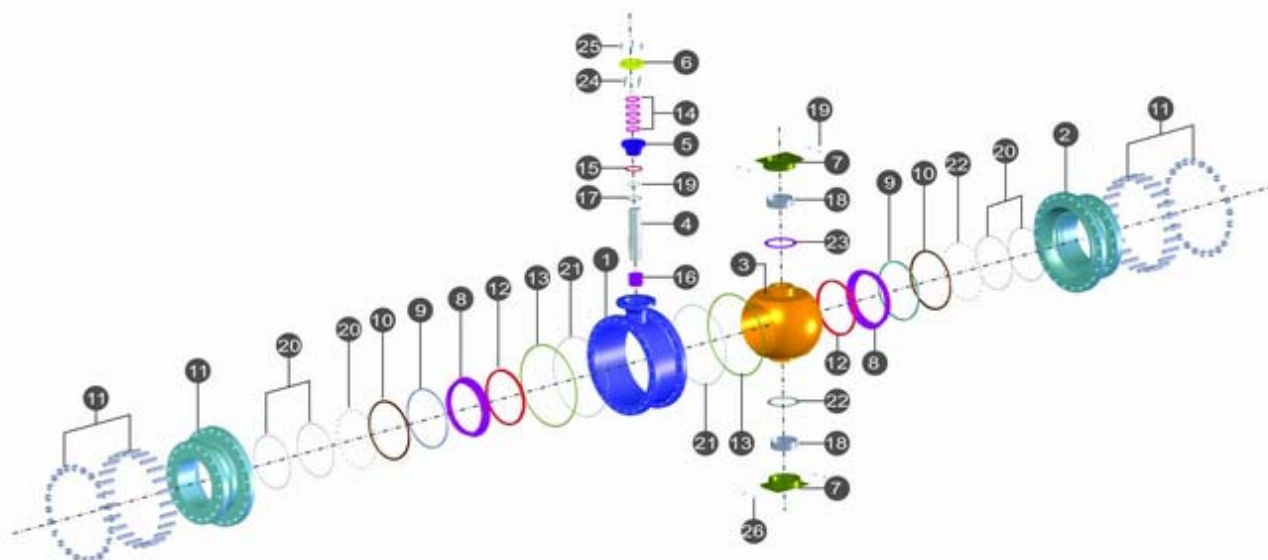
**JDV
CONTROL
VALVES**

JBT SERIES DN50~DN350 (2"~14")



材质表

NO	料件名称	材 质		
1	BODY 阀体	ASTM A216-WCB	ASTM A351-CF8	ASTM A351-CF8M
2	CAP 阀盖	ASTM A216-WCB	ASTM A351-CF8	ASTM A351-CF8M
3	BALL 阀球	ASTM A351-CF8	ASTM A351-CF8	ASTM A351-CF8M
4	STEM 阀杆	ASTM A182 F304	ASTM A182 F304	ASTM A182 F316
5	GLAND BODY 阀盖体	ASTM A216-WCB	ASTM A351-CF8	ASTM A351-CF8M
6	GLAND 阀轴	ASTM A216-WCB	ASTM A351-CF8	ASTM A351-CF8M
7	BEARING RETAINER 下轴盖板	ASTM A216-WCB	ASTM A351-CF8	ASTM A351-CF8M
8	SEAT RING 弹簧	ASTM A351-CF8	ASTM A351-CF8	ASTM A351-CF8M
9	SEAT RING SEAL 阀座环密封	15%G-PTFE/GRAPHITE	15%G-PTFE/GRAPHITE	15%G-PTFE/GRAPHITE
10	SEAT RING RETAINER 阀座固定环	ASTM A351-CF8	ASTM A351-CF8	ASTM A351-CF8M
11	BOLT & NUT 螺栓&螺母	B7 & 2H	B8 & 8	B8 & 8
12	SEAT 阀座	15%G-PTFE	15%G-PTFE	15%G-PTFE
13	BODY GASKET 垫片	15%G-PTFE/GRAPHITE	15%G-PTFE/GRAPHITE	15%G-PTFE/GRAPHITE
14	GLAND PACKING 填料	15%G-PTFE/GRAPHITE	15%G-PTFE/GRAPHITE	15%G-PTFE/GRAPHITE
15	GLAND THRUST WASHER 华司	15%G-PTFE/GRAPHITE	15%G-PTFE/GRAPHITE	15%G-PTFE/GRAPHITE
16	BEARING 滑动轴承	15%G-PTFE	15%G-PTFE	15%G-PTFE
17	STEM THRUST WASHER 华司	15%G-PTFE	15%G-PTFE	15%G-PTFE
18	TRUNNION STEM 支撑轴	ASTM A182 F304	ASTM A182 F304	ASTM A182 F316
19	STEM O-RING O型环	VITON	VITON	VITON
20	SEAT RING O-RING O型环	VITON	VITON	VITON
21	CAP O-RING O型环	VITON	VITON	VITON
22	SPRING 弹簧	INCONEL X-750	INCONEL X-750	INCONEL X-750
23	TRUNNION STEM WASHER 华司	15%G-PTFE/GRAPHITE	15%G-PTFE/GRAPHITE	15%G-PTFE/GRAPHITE
24	TRUNNION STEM GASKET 垫片	15%G-PTFE/GRAPHITE	15%G-PTFE/GRAPHITE	15%G-PTFE/GRAPHITE
25	RETAINER BOLT 螺栓	CARBON STEEL	STAINLESS STEEL	STAINLESS STEEL
26	GLAND BODY BOLT 螺栓	CARBON STEEL	STAINLESS STEEL	STAINLESS STEEL
27	GLAND BOLT 螺栓	CARBON STEEL	STAINLESS STEEL	STAINLESS STEEL

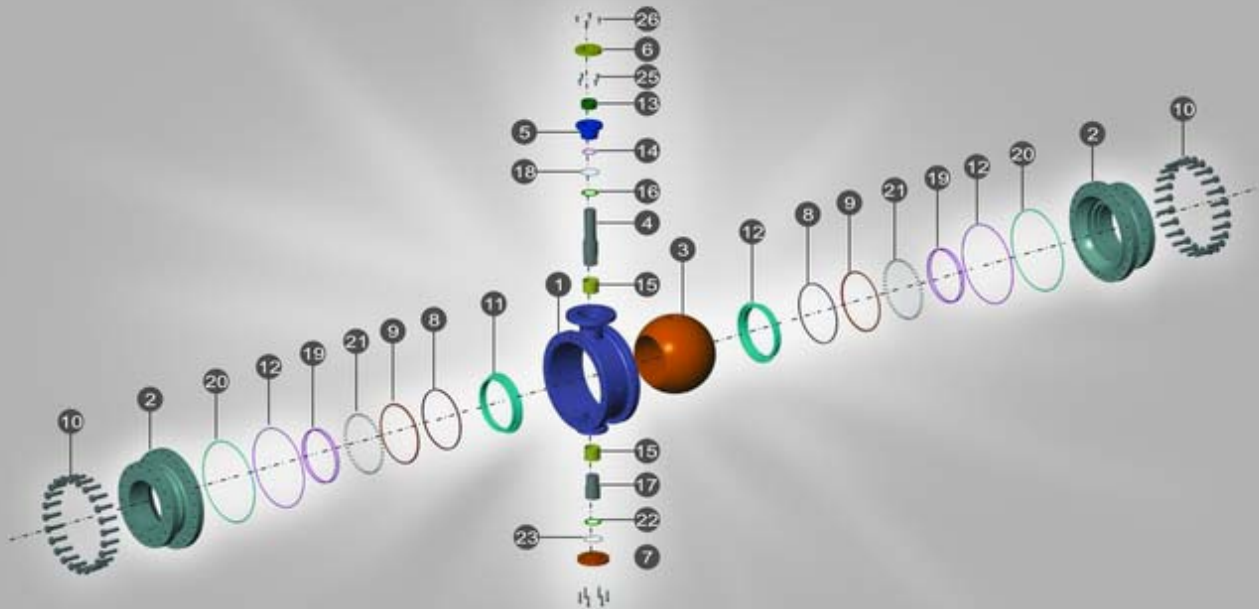
JBT SERIES DN400~DN600 (16"~24")

材质表

NO	料件名称	材 质		
1	BODY 阀体	ASTM A216-WCB	ASTM A351-CF8	ASTM A351-CF8M
2	CAP 阀盖	ASTM A216-WCB	ASTM A351-CF8	ASTM A351-CF8M
3	BALL 阀球	ASTM A351-CF8	ASTM A351-CF8	ASTM A351-CF8M
4	STEM 阀杆	ASTM A182 F304	ASTM A182 F304	ASTM A182 F316
5	GLAND BODY 压盖体	ASTM A216-WCB	ASTM A351-CF8	ASTM A351-CF8M
6	GLAND 压盖	ASTM A216-WCB	ASTM A351-CF8	ASTM A351-CF8M
7	TRUNNION 固心阀杆	ASTM A216-WCB	ASTM A351-CF8	ASTM A351-CF8M
8	SEAT RING 弹簧	ASTM A351-CF8	ASTM A351-CF8	ASTM A351-CF8M
9	SEAT RING SEAL 阀座环密封	15%G-PTFE/GRAPHITE	15%G-PTFE/GRAPHITE	15%G-PTFE/GRAPHITE
10	SEAT RING RETAINER 阀座固定环	ASTM A351-CF8	ASTM A351-CF8	ASTM A351-CF8M
11	BOLT & NUT 螺栓&螺丝	B7 & 2H	B8 & 8	B8 & 8
12	SEAT 阀座	15%G-PTFE	15%G-PTFE	15%G-PTFE
13	BODY GASKET 垫片	15%G-PTFE/GRAPHITE	15%G-PTFE/GRAPHITE	15%G-PTFE/GRAPHITE
14	GLAND PACKING 填料	15%G-PTFE/GRAPHITE	15%G-PTFE/GRAPHITE	15%G-PTFE/GRAPHITE
15	GLAND THRUST WASHER 华司	15%G-PTFE/GRAPHITE	15%G-PTFE/GRAPHITE	15%G-PTFE/GRAPHITE
16	BEARING 滑动轴承	15%G-PTFE	15%G-PTFE	15%G-PTFE
17	STEM THRUST WASHER 华司	15%G-PTFE	15%G-PTFE	15%G-PTFE
18	TRUNNION STEM 支撑轴	ASTM A182 F304	ASTM A182 F304	ASTM A182 F316
19	STEM O-RING O型环	VITON	VITON	VITON
20	SEAT RING O-RING O型环	VITON	VITON	VITON
21	CAO-RING O型环	VITON	VITON	VITON
22	SPRING 弹簧	INCONEL X-750	INCONEL X-750	INCONEL X-750
23	WASHER 华司	15%G-PTFE/GRAPHITE	15%G-PTFE/GRAPHITE	15%G-PTFE/GRAPHITE
24	GLAND BODY BOLT 螺栓	CARBON STEEL	STAINLESS STEEL	STAINLESS STEEL
25	GLAND BOLT 螺栓	CARBON STEEL	STAINLESS STEEL	STAINLESS STEEL
26	PIN 固定插销	STAINLESS STEEL	STAINLESS STEEL	STAINLESS STEEL



**JDV
CONTROL
VALVES**

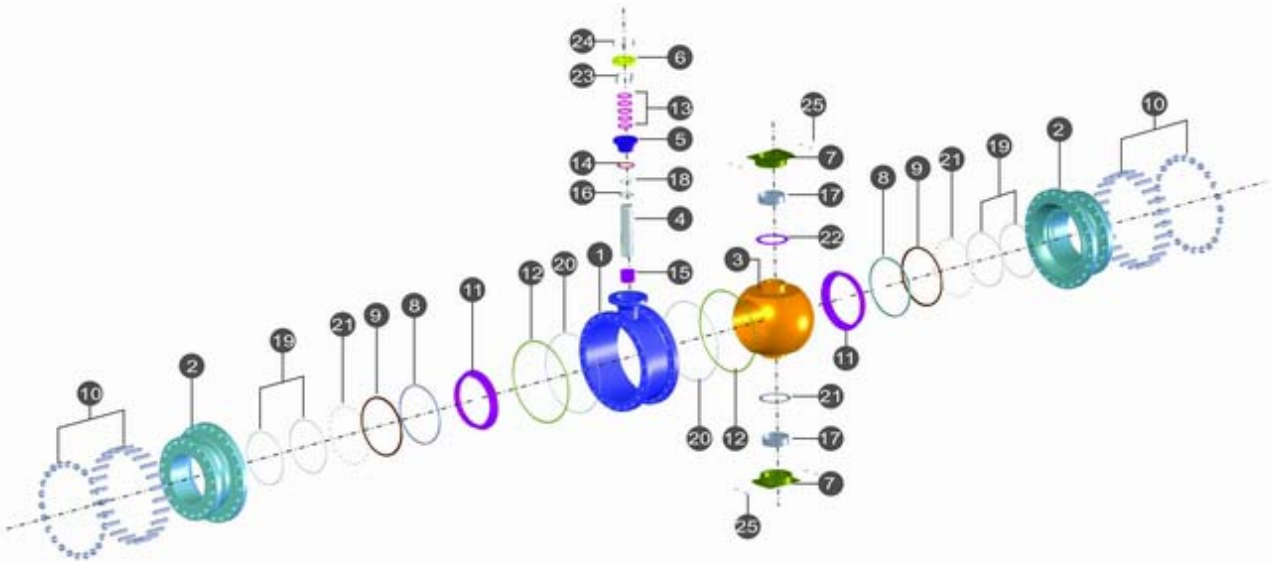
JBTM SERIES DN50~DN350 (2"~14")



材质表

NO	料件名称	材 质		
1	BODY 阀体	ASTM A216-WCB	ASTM A351-CF8	ASTM A351-CF8M
2	CAP 阀盖	ASTM A216-WCB	ASTM A351-CF8	ASTM A351-CF8M
3	BALL 阀球	ASTM A351-CF8+Hcr	ASTM A351-CF8+Hcr	ASTM A351-CF8M+Hcr
4	STEM 阀杆	ASTM A182 F304	ASTM A182 F304	ASTM A182 F316
5	GLAND BODY 阀盖体	ASTM A216-WCB	ASTM A351-CF8	ASTM A351-CF8M
6	GLAND 阀轴	ASTM A216-WCB	ASTM A351-CF8	ASTM A351-CF8M
7	BEARING RETAINER 下轴盖板	ASTM A216-WCB	ASTM A351-CF8	ASTM A351-CF8M
8	SEAT RING SEAL 阀座环密封	15%G-PTFE/GRAPHITE	15%G-PTFE/GRAPHITE	15%G-PTFE/GRAPHITE
9	SEAT RING RETAINER 阀座固定环	ASTM A351-CF8	ASTM A351-CF8	ASTM A351-CF8M
10	BOLT & NUT 螺栓&螺丝	B7 & 2H	B8 & 8	B8 & 8
11	SEAT 阀座	ASTM A351-CF8+STELLITED	ASTM A351-CF8+STELLITED	ASTM A351-CF8M+STELLITED
12	BODY GASKET 垫片	15%G-PTFE/GRAPHITE	15%G-PTFE/GRAPHITE	15%G-PTFE/GRAPHITE
13	GLAND PACKING 填料	15%G-PTFE/GRAPHITE	15%G-PTFE/GRAPHITE	15%G-PTFE/GRAPHITE
14	GLAND THRUST WASHER 华司	15%G-PTFE/GRAPHITE	15%G-PTFE/GRAPHITE	15%G-PTFE/GRAPHITE
15	BEARING 滑动轴承	15%G-PTFE	15%G-PTFE	15%G-PTFE
16	STEM THRUST WASHER 华司	15%G-PTFE	15%G-PTFE	15%G-PTFE
17	TRUNNION STEM 支撑轴	ASTM A182 F304	ASTM A182 F304	ASTM A182 F316
18	STEM O-RING O型环	VITON	VITON	VITON
19	SEAT RING O-RING O型环	VITON	VITON	VITON
20	CAPO-RING O型环	VITON	VITON	VITON
21	SPRING 弹簧	INCONEL X-750	INCONEL X-750	INCONEL X-750
22	TRUNNION STEM WASHER 华司	15%G-PTFE/GRAPHITE	15%G-PTFE/GRAPHITE	15%G-PTFE/GRAPHITE
23	TRUNNION STEM GASKET 垫片	15%G-PTFE/GRAPHITE	15%G-PTFE/GRAPHITE	15%G-PTFE/GRAPHITE
24	RETAINER BOLT 螺栓	CARBON STEEL	STAINLESS STEEL	STAINLESS STEEL
25	GLAND BODY BOLT 螺栓	CARBON STEEL	STAINLESS STEEL	STAINLESS STEEL
26	GLAND BOLT 螺栓	CARBON STEEL	STAINLESS STEEL	STAINLESS STEEL

JBTM SERIES DN400~DN600 (16"~24")



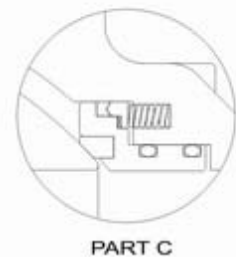
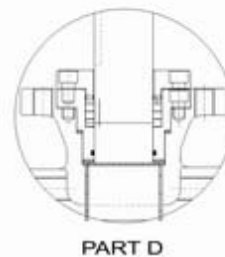
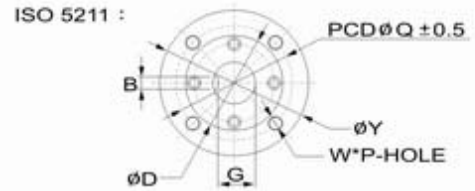
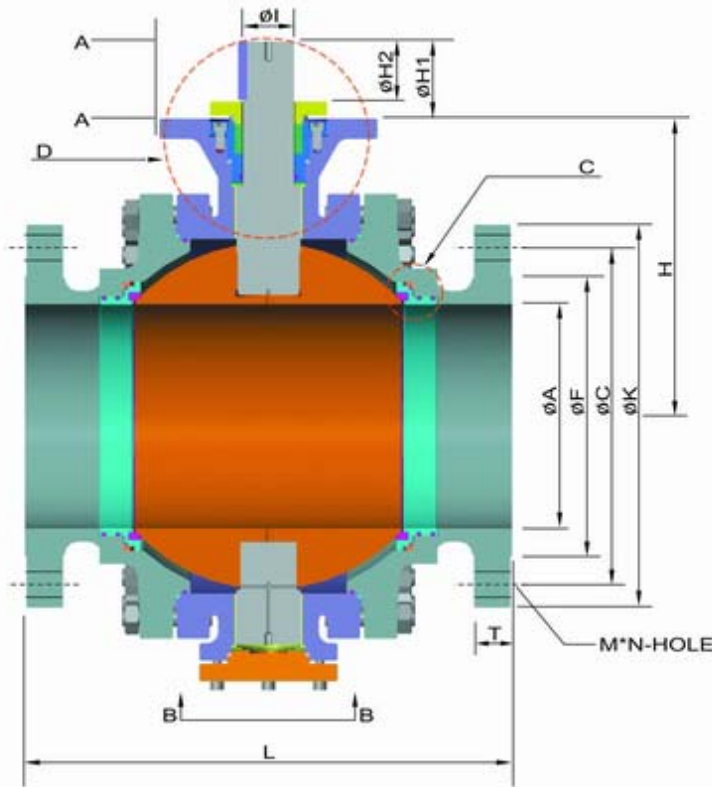
材质表

NO	料件名称	材 质		
1	BODY 阀体	ASTM A216-WCB	ASTM A351-CF8	ASTM A351-CF8M
2	CAP 阀盖	ASTM A216-WCB	ASTM A351-CF8	ASTM A351-CF8M
3	BALL 阀球	ASTM A351-CF8+Hcr	ASTM A351-CF8+Hcr	ASTM A351-CF8M+Hcr
4	STEM 阀杆	ASTM A182 F304	ASTM A182 F304	ASTM A182 F316
5	GLAND BODY 压盖体	ASTM A216-WCB	ASTM A351-CF8	ASTM A351-CF8M
6	GLAND 压盖	ASTM A216-WCB	ASTM A351-CF8	ASTM A351-CF8M
7	TRUNNION 固心阀杆	ASTM A216-WCB	ASTM A351-CF8	ASTM A351-CF8M
8	SEAT RING SEAL 阀座环密封	15%G-PTFE/GRAPHITE	15%G-PTFE/GRAPHITE	15%G-PTFE/GRAPHITE
9	SEAT RING RETAINER 阀座固定环	ASTM A351-CF8	ASTM A351-CF8	ASTM A351-CF8M
10	BOLT & NUT 螺栓&螺丝	B7 & 2H	B8 & 8	B9 & 8
11	SEAT 阀座	ASTM A351-CF8+STELLITED	ASTM A351-CF8+STELLITED	ASTM A351-CF8M+STELLITED
12	BODY GASKET 垫片	15%G-PTFE/GRAPHITE	15%G-PTFE/GRAPHITE	15%G-PTFE/GRAPHITE
13	GLAND PACKING 填料	15%G-PTFE/GRAPHITE	15%G-PTFE/GRAPHITE	15%G-PTFE/GRAPHITE
14	GLAND THRUST WASHER 华司	15%G-PTFE/GRAPHITE	15%G-PTFE/GRAPHITE	15%G-PTFE/GRAPHITE
15	BEARING 滑动轴承	15%G-PTFE	15%G-PTFE	15%G-PTFE
16	STEM THRUST WASHER 华司	15%G-PTFE	15%G-PTFE	15%G-PTFE
17	TRUNNION STEM 支撑轴	ASTM A182 F304	ASTM A182 F304	ASTM A182 F316
18	STEM O-RING O型环	VITON	VITON	VITON
19	SEAT RING O-RING O型环	VITON	VITON	VITON
20	CAPO-RING O型环	VITON	VITON	VITON
21	SPRING 弹簧	INCONEL X-750	INCONEL X-750	INCONEL X-750
22	WASHER 华司	15%G-PTFE/GRAPHITE	15%G-PTFE/GRAPHITE	15%G-PTFE/GRAPHITE
23	GLAND BODY BOLT 螺栓	CARBON STEEL	STAINLESS STEEL	STAINLESS STEEL
24	GLAND BOLT 螺栓	CARBON STEEL	STAINLESS STEEL	STAINLESS STEEL
25	PIN 固定插销	STAINLESS STEEL	STAINLESS STEEL	STAINLESS STEEL



**JDV
CONTROL
VALVES**

JBT / JBTM SERIES DN50~DN350 (2"~14")



DIMENSION (ANSI-150LB FLANGED)

(M.M.)

SIZE	ØA	ØF	ØC	ØK	L	T	H	H1	H2	M	N	Q	W	ØI	B	G	P	Y	D	
50	2"	50	92	120.6	152	177.8	15.9	100	50	19	4	102	M10	25	10	30	4	130	90	
80	3"	76	127	152.5	190	203.2	19.1	105.5	55	19	4	102	M10	35	10	30	4	130	90	
100	4"	100	157	190.5	228	228.6	23.9	180	74	50	19	8	125	M12	35	10	30	4	180	90
150	6"	150	216	241.5	279	393.7	25.4	215	95	74	22	8	165	M20	45	12	40	4	210	123
200	8"	200	270	298.5	343	457.2	28.6	302	95	74	22	8	165	M20	60	18	53	4	210	123
250	10"	250	324	362	406	533.4	30.2	340	95	74	25	12	165	M20	60	18	53	4	210	137
300	12"	300	381	432	483	609.6	31.8	405	95	77	25	12	254	M16	70	20	62.5	8	290	156
350	14"	400	413	476.5	533	685.8	35.0	450	97	77	29	12	254	M16	75	20	62.5	8	290	170

DIMENSION (ANSI-300LB FLANGED)

(M.M.)

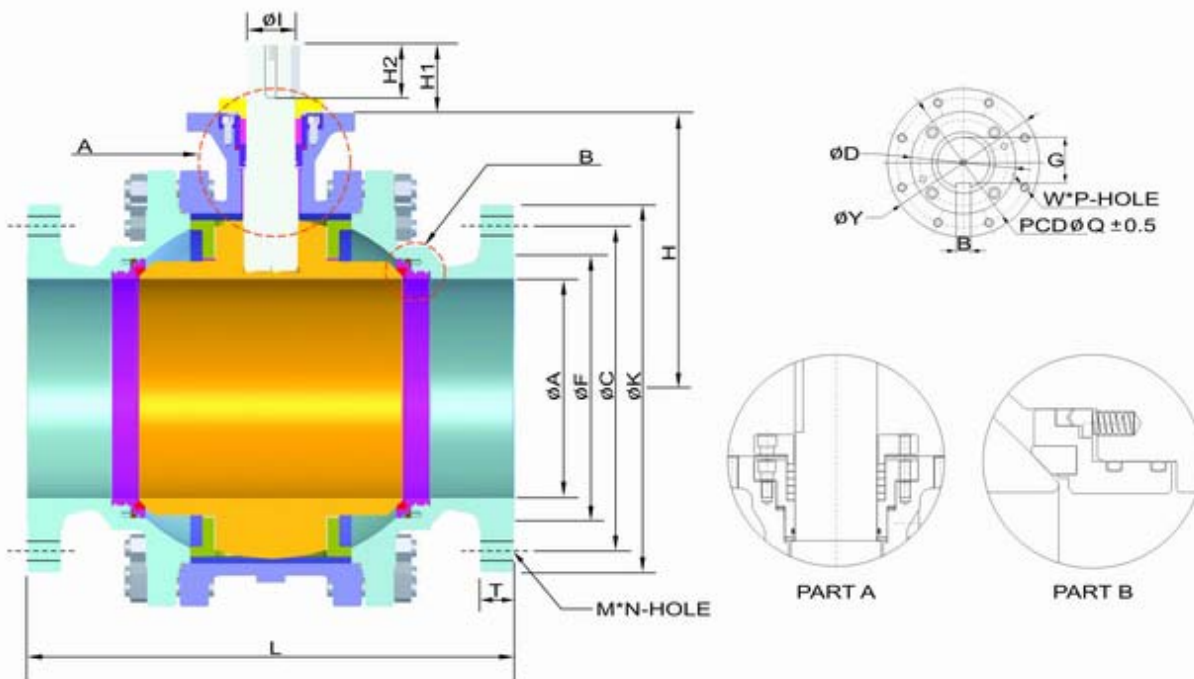
SIZE	ØA	ØF	ØC	ØK	L	T	H	H1	H2	M	N	Q	W	ØI	B	G	P	Y	D	
50	2"	50	92	127	165	216	22.3	100	50	19	8	102	M10	25	10	30	4	130	90	
80	3"	76	127	168	210	282	28.6	105.5	55	22	8	102	M10	35	10	30	4	130	90	
100	4"	100	157	200	254	304.8	31.8	180	74	50	22	8	125	M12	35	10	30	4	180	90
150	6"	150	216	270	318	393.7	36.6	215	95	74	22	12	165	M20	45	12	40	4	210	123
200	8"	200	270	330	381	503	41.3	302	95	74	25	12	165	M20	60	18	53	4	210	123
250	10"	250	324	387.5	444	569	47.7	340	95	74	29	16	165	M20	60	18	53	4	210	137
300	12"	300	381	451	521	647.7	50.8	405	95	77	32	16	254	M16	70	20	62.5	8	290	156
350	14"	400	413	514.5	584	762	54.0	450	97	77	32	20	254	M16	75	20	62.5	8	290	170

DIMENSION (ANSI-600LB FLANGED)

(M.M.)

SIZE	ØA	ØF	ØC	ØK	L	T	H	H1	H2	M	N	Q	W	ØI	B	G	P	Y	D	
50	2"	50	92	127	165	292.1	31.8	100	50	19	8	102	M10	25	10	30	4	130	90	
80	3"	76	127	168	210	356	38.2	105.5	55	22	8	102	M10	35	10	30	4	130	90	
100	4"	100	157	216	273	431.8	44.5	180	74	50	25	8	125	M12	35	10	30	4	180	90
150	6"	150	216	292	356	558.8	54.1	215	95	74	29	12	165	M20	45	12	40	4	210	123
200	8"	200	270	330	381	503	41.3	302	95	74	25	12	165	M20	60	18	53	4	210	123
250	10"	250	324	387.5	444	569	47.7	340	95	74	29	16	165	M20	60	18	53	4	210	137
300	12"	300	381	451	521	647.7	50.8	405	95	77	32	16	254	M16	70	20	62.5	8	290	156
350	14"	400	413	514.5	584	762	54.0	450	97	77	32	20	254	M16	75	20	62.5	8	290	170

JBT / JBTM SERIES DN400~DN600 (16"~24")



DIMENSION (ANSI-150LB FLANGED)

(M.M.)

SIZE	ϕA	ϕF	ϕC	ϕK	L	T	H	H1	H2	M	N	Q	W	ϕI	B	G	P	Y	D
400 16"	400	470	539.5	597	762	36.6	487	100	77	29	16	254	M16	85	24	77	8	290	179
450 18"	450	533	578	635	863.6	39.7	537	130	99	32	16	254	M16	100	28	90	8	290	200
500 20"	500	584	635	698	914.5	42.9	590	130	110	32	20	298	M20	110	28	100	8	350	210
600 24"	600	692	749.5	813	1067	47.7	640	130	110	35	20	298	M20	120	28	105	8	350	230

DIMENSION (ANSI-300LB FLANGED)


(M.M.)

SIZE	ϕA	ϕF	ϕC	ϕK	L	T	H	H1	H2	M	N	Q	W	ϕI	B	G	P	Y	D
400 16"	400	470	571.5	648	838.2	57.2	487	100	77	35	20	254	M16	85	24	77	8	290	179
450 18"	450	533	628.5	711	915	60.2	537	130	99	35	24	254	M16	100	28	90	8	290	200
500 20"	500	584	686	775	990.6	63.5	590	130	110	35	24	298	M20	110	28	100	8	350	210
600 24"	600	692	813	914	1092.5	69.9	640	130	110	41	24	298	M20	120	28	105	8	350	230

DIMENSION (ANSI-600LB FLANGED)

(M.M.)

SIZE	ϕA	ϕF	ϕC	ϕK	L	T	H	H1	H2	M	N	Q	W	ϕI	B	G	P	Y	D
400 16"	400	470	603	686	990.5	76.2	487	100	77	42	20	254	M16	85	24	77	8	290	179
450 18"	450	533.5	654	743	1092.5	82.5	537	130	99	45	20	254	M16	100	28	90	8	290	200
500 20"	500	584	724	813	1194	88.9	590	130	110	45	24	298	M20	110	28	100	8	350	210
600 24"	600	692	838.5	940	1397	101.6	640	130	110	52	24	298	M20	120	28	105	8	350	230





**JDV
CONTROL
VALVES**



API 6D

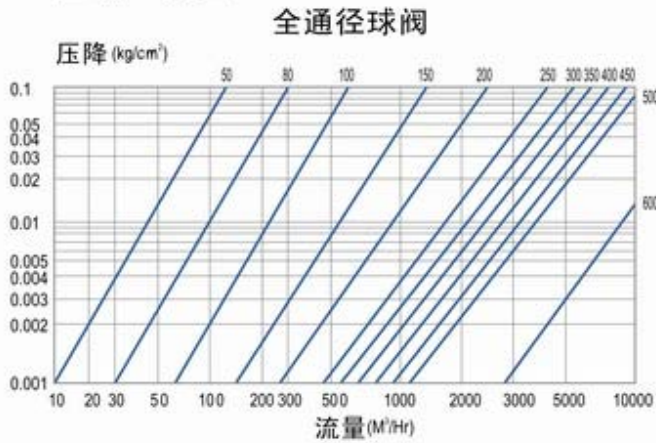


ISO 9001



CE

压降&流量

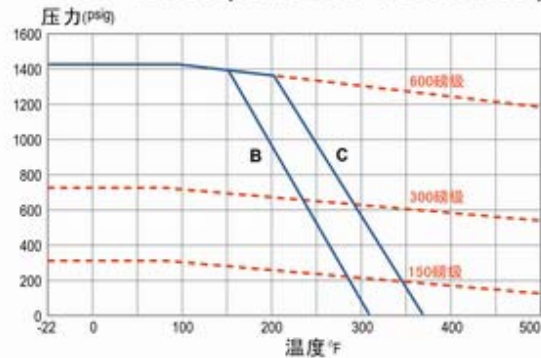


Cv 值

尺寸(MM)	50	80	100	150	200	250	300	350	400	450	500	600
150#	500	1350	2500	5300	10500	17500	26300	31850	43300	57300	74500	112300
300#	460	1150	2200	5290	9600	16750	25500	30050	41700	55300	72300	109150
600#	400	1050	1850	4460	8730	14250	22550	28400	38150	50950	65600	98150

温度&压力曲线

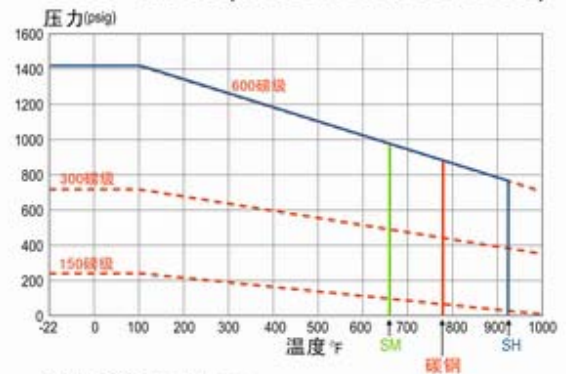
DN50~DN600(Class 150 & 300 & 600)



A=PTFE+15%玻璃纤维

B=PTFE+15%碳素纤维

DN50~DN600(Class 150 & 300 & 600)



SM=最高耐温 661°F (350°C)

SH=最高耐温 932°F (500°C)

碳钢最高耐温 797°F (425°C)

如何订购

例: **JBT** → **A** → **B C D** → **E** → **F** → **G**
JBT → **C1** → **04 C G** → **250** → **FGES** → **RF**

A. 规格	B. 阀体材质	C. 阀球&阀杆材质	D. 阀座材质
C1 ANSI 150LB	02 WCB	A CF8	G GLASS 15%+PTFE
C2 ANSI 300LB	03 CF8	C CF8M	C CARBON 15%+PTFE
C3 ANSI 600LB	04 CF8M	D CF3	
C4 ANSI 900LB	05 CF3	E CF3M	
C5 ANSI 1500LB	06 CF3M	F CG8M	
C6 ANSI 2500LB	07 CG8M	H CG3M	
	08 CG3M		
	11 LCB		
	12 LCC		

E. 尺寸	F. 配件	G. 连接方式
050 2"	F FIRE SAFE	RF RF FLANGED
080 3"	L LONG STEM	RT RTJ FLANGED
100 4"	I LIFE LOADING	BW BUTT WELD
150 6"	H LEVER	
200 8"	G GEAR	
250 10"	N NACE	
300 12"	ES EMERGENCY GREASE SEALS	
350 14"		
400 16"		
450 18"		
500 20"		
600 24"		

例: **JBTM** → **A** → **B** → **C D** → **E** → **F** → **GH**
JBTM → **C1** → **04 C C** → **250** → **FGES** → **RFSM**

A. 规格	B. 阀体材质	C. 阀球&阀杆材质	D. 阀座材质
C1 ANSI 150LB	02 WCB	A CF8	A CF8
C2 ANSI 300LB	03 CF8	C CF8M	C CF8M
C3 ANSI 600LB	04 CF8M	D CF3	D CF3
C4 ANSI 900LB	05 CF3	E CF3M	E CF3M
C5 ANSI 1500LB	06 CF3M	F CG8M	F CG8M
C6 ANSI 2500LB	07 CG8M	H CG3M	H CG3M
	08 CG3M		
	11 LCB		
	12 LCC		

E. 尺寸	F. 配件	G. 连接方式	H. 温度
050 2"	F FIRE SAFE	RF RF FLANGED	SM -29°C ~ 350 °C
080 3"	L LONG STEM	RT RTJ FLANGED	SH -29°C ~ 500°C (CARBON STEEL MAX 425 °C)
100 4"	I LIFE LOADING	BW BUTT WELD	
150 6"	H LEVER		
200 8"	G GEAR		
250 10"	N NACE		
300 12"	ES EMERGENCY GREASE SEALS		
350 14"			
400 16"			
450 18"			
500 20"			
600 24"			

HOW TO ORDER



台湾进典工业股份有限公司

台湾桃园县新屋乡新荣路292巷2-2号

TEL: 886-3-4203366 FAX: 886-3-4202268

E-mail: webmaster@jdv.com.tw

上海代表处

上海昭典国际贸易有限公司

上海市浦东新区张杨路188号汤臣中心B2003

TEL: 86-21-58799968 FAX: 86-21-58799918

E-mail: webmaster@jdv.com.cn

北京办事处

北京市朝阳区华腾园七号楼2203室

TEL: 86-10-87795490 FAX: 86-10-87735829

Email: eric.wu@jdv.com.cn

重庆办事处

重庆昭典工程技术有限公司

重庆市经济技术开发区南坪花园路10号

TEL: 86-23-62831014 FAX: 86-23-62831014

Email: mojianjun@jdv.com.cn

成都办事处

成都市武侯区洗面桥街33号艺墅花乡商务中心4-9&4-10室

TEL: 86-28-85590210 FAX: 86-28-85590210

Email: mojianjun@jdv.com.cn

